

# Multi-Factor Authentication Requirements

---

WinJammer



# What is multi-factor authentication?



- MFA is a login method requiring users to provide an additional verification factor to gain access to a system, beyond a username and password.
- For Winjammer users, the additional factor will be a time-based one-time passcode delivered to the user via email, text message/phone call or an authenticator app.
- Users can select their preferred option upon enrollment and will only need to enroll once.

# How to enroll

- To enroll in MFA, users will sign into Winjammer ([slide #4](#)) before selecting one of the three MFA options.
- Instructions for enrolling in a specific MFA method begin on the following slides:
  - Authenticator app (recommended): [slide #5](#)
  - Email: [slide #8](#)
  - Telephone: [slide #11](#)



## WinJammer Filing System

Username

Password

[Forgot your password?](#)


Sign in

© 2023 CME Group Inc., National Futures Association. All Rights Reserved.

### Instructions:

1. Enter your username and password.
2. Click "Sign in."

[← Cancel](#)



Multi-factor authentication (MFA) is required to access the WinJammer Filing System; users must provide an additional "factor" beyond username and password to log in. The additional factor will be a time-based one-time passcode sent to you via email, text message or generated by an authenticator app.

Select the method you would like to use for multi-factor authentication:

Authenticator App (recommended)

Email

Text/SMS

[Continue](#)

© 2023 CME Group Inc., National Futures Association. All Rights Reserved.

## Instructions:

### *Authenticator app method*

1. Select "Authenticator App" as your preferred method.
2. Click "Continue."

< Cancel



We recommend using "Microsoft Authenticator" or "Google Authenticator" apps for a time-based one-time passcode.

Note: regardless of the app you use, you must enroll in multi-factor authentication separately for each user account. If you are affiliated with multiple firms and have multiple user accounts, click the plus sign button in your authenticator app to enroll each account separately.

1. Download the authenticator app onto your mobile device.



2. Enroll your account by scanning the QR code using the authenticator app.



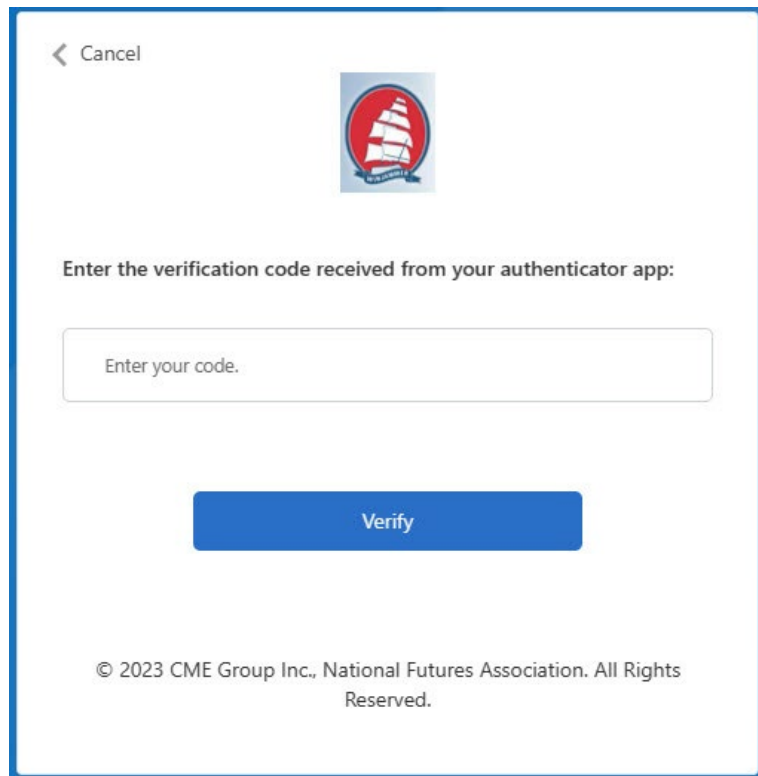
[Still having trouble?](#)

Continue


## Instructions:

### *Authenticator app method*

1. Download either the Microsoft or Google authenticator app to your smartphone.
2. Enroll your account by scanning the QR code using the authenticator app.
3. Click "Continue."

A screenshot of a mobile application verification screen. At the top left is a back arrow and the text "Cancel". In the center is the NFA logo. Below the logo is the instruction "Enter the verification code received from your authenticator app:". Underneath is a text input field with the placeholder text "Enter your code.". Below the input field is a blue button with the text "Verify". At the bottom of the screen is the copyright notice: "© 2023 CME Group Inc., National Futures Association. All Rights Reserved."/>

< Cancel



Enter the verification code received from your authenticator app:

Verify

© 2023 CME Group Inc., National Futures Association. All Rights Reserved.


### **Instructions:**

#### *Authenticator app method*

1. Enter the six-digit code from your authenticator app.
2. Click “Verify” to gain access to WinJammer.

*You are now enrolled in MFA.*

[← Cancel](#)

The NFA logo, a red circle containing a white sailing ship on a blue banner.

Multi-factor authentication (MFA) is required to access the WinJammer Filing System; users must provide an additional "factor" beyond username and password to log in. The additional factor will be a time-based one-time passcode sent to you via email, text message or generated by an authenticator app.

Select the method you would like to use for multi-factor authentication:

Authenticator App (recommended)

Email

Text/SMS

[Continue](#)


© 2023 CME Group Inc., National Futures Association. All Rights Reserved.

**Instructions:**  
*Email method*

1. Select "Email" as your preferred method.
2. Click "Continue."



[← Cancel](#)

The NFA logo, a red circle containing a white sailing ship on a blue banner.

Please click Send button to receive verification code at the email address listed below.

Email Address

[Send verification code](#)


© 2023 CME Group Inc., National Futures Association. All Rights Reserved.

**Instructions:**  
*Email method*

**Note:** *The email address field will auto-populate with the address NFA has on file for you, assuming you have one.*

1. Confirm the email address is correct.
2. Click “Send verification code.”
3. Check your email for a message from the sender “Microsoft on Behalf of NFA” for your six-digit code.

[← Cancel](#)



Verification code has been sent to your email inbox. Please enter or copy it to the input box below.

If you do not receive an email, please hit 'Send new code' button. If you do not receive an email even after hitting 'Send new code', please contact your firms DSRO\DEA for assistance.

**Email Address**

**Verification code**

[Verify code](#) [Send new code](#)

© 2023 CME Group Inc., National Futures Association. All Rights Reserved.


## Instructions:

### *Email method*

1. Enter your six-digit code into the verification code field.
2. Click “Verify code” to access WinJammer.

*You are now enrolled in MFA.*

[← Cancel](#)



Multi-factor authentication (MFA) is required to access the WinJammer Filing System; users must provide an additional "factor" beyond username and password to log in. The additional factor will be a time-based one-time passcode sent to you via email, text message or generated by an authenticator app.

Select the method you would like to use for multi-factor authentication:

Authenticator App (recommended)

Email

Text/SMS

[Continue](#)


© 2023 CME Group Inc., National Futures Association. All Rights Reserved.

### Instructions:

#### *Text/SMS method*

1. Select "Text/SMS" as your preferred method.
2. Click "Continue."

[← Cancel](#)



### WinJammer Filing System

Enter a number below that we can send a code via SMS or phone to authenticate you.

**Country Code**

United States (+1) ▼

**Phone Number**

555-555-5555

[Send Code](#)


[Call Me](#)

### Instructions:

#### *Text/SMS method*

1. Confirm the phone number is correct.
2. Click “Send Code” to receive a code via text message or click “Call Me” to receive a code verbally via a phone call.

[← Cancel](#)



## WinJammer Filing System

Verification code has been sent to the phone number below.  
+1555-555-5555

Please enter code received below or [Send a new code](#)

If you do not receive a verification code, please contact your firms DSRO\DEA for assistance.

[Verify Code](#)

### Instructions:

#### *Text/SMS method*

1. Enter your six-digit code into the verification code field.
2. Click “Verify Code” to access WinJammer.

*You are now enrolled in MFA.*

# Questions?



NFA Information Center

312-781-1410 or 800-621-3570

[information@nfa.futures.org](mailto:information@nfa.futures.org)

