



The following instructions outline how to file a disclosure document using NFA's Electronic Disclosure Document Filing System. If you have questions, please contact NFA's Information Center (312-781-1410 or 800-621-3570 or information@nfa.futures.org).

In this Guide

About NFA's Electronic Disclosure Document Filing System (DDOC System)	2
Accessing NFA's DDOC System	3
Filing a New Disclosure Document	5
Cover Page	7
<i>How to Add a New CTA Program</i>	8
<i>How to Update an Existing CTA Program</i>	9
<i>How to Add a New Pool</i>	10
Contact Information Page.....	11
<i>QEP Only Disclosure Documents</i>	11
Relationships Pages.....	12
<i>CTAs, Investee Pools, and Trading Managers for Pool Disclosure Documents</i>	13
Performance Information Page.....	14
<i>Capsule Tab</i>	15
<i>Performance Tab</i>	16
Attachments Page	17
Summary Page.....	18
Filing a Revision and Responding to Comments	21
How to File a Supplement for a Pool Disclosure Document.....	22




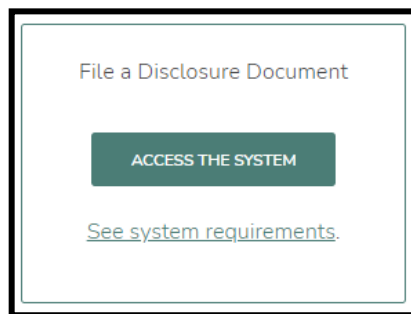
About NFA's Electronic Disclosure Document Filing System (DDOC System)

CPOs and CTAs filing a disclosure document with NFA for review are required to submit their filings through NFA's DDOC System. NFA will not accept any disclosure document filings through any other mode (i.e., email, fax, or regular mail).

Filers are able to track the status of their submissions online, in real-time, and have instantaneous access to NFA's comment and acceptance letters. Additionally, all correspondence, including filed disclosure documents and NFA's comment or acceptance letters, are archived in the DDOC System, creating an electronic file cabinet that can be easily accessed by firm at any time.

Accessing NFA's DDOC System

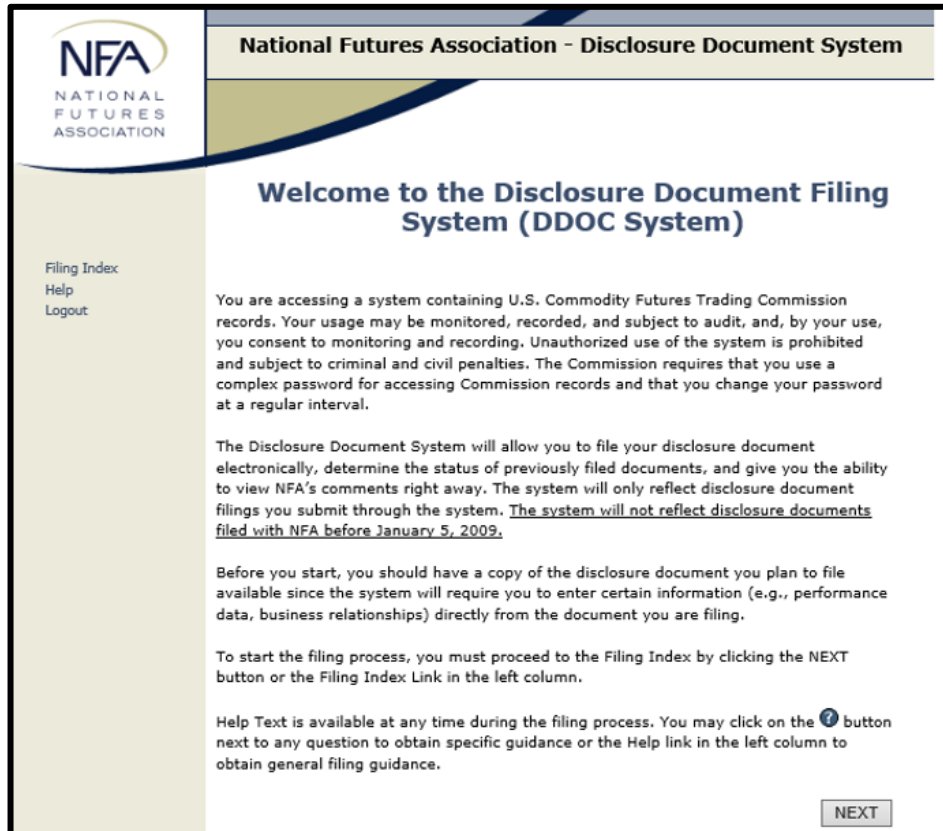
1. Click "Electronic Filing Systems" at the top of any page of [NFA's website](#).
2. Click the plus sign (+) by either the CPO or CTA section to see a list of systems for CPOs and CTAs. From this list, click "Electronic Disclosure Document Filing System."
3. Click the  button to log in.



Note: Only NFA Member firms can file a disclosure document.


Due to the confidential nature of a firm's disclosure document, anyone intending to file a disclosure document on behalf of a firm will need to have the appropriate login credentials. This can be done through NFA's Online Registration System, called ORS, which can be accessed through NFA's website. The firm's ORS Security Manager can accomplish this quickly and easily by designating a username and password with disclosure document permissions in ORS. Login credentials need only be created the first time a user intends to use the DDOC System and will remain valid until revoked by the firm's ORS Security Manager. The ORS Security Manager may also give DDOC System access to attorneys or other designees. However, it is important to note that any person who has valid disclosure document login credentials will be able to access NFA's comment or acceptance letters, as well as the document filing itself.

4. Once logged in, you will see the Disclosure Document Filing System Welcome page.



This Welcome page contains general information and instructions for accessing help or proceeding with your filing.

From time to time, NFA may use this page to communicate important announcements to Member firms; for example, rule changes or Notices to Members pertaining to Disclosure Documents may be highlighted here (in addition to NFA's current methods of communicating such information).

"Help" will always appear as a link in the left-hand navigation; you can access detailed instructions at any time while you are logged into the DDOC System simply by clicking this link. You can also access help by clicking on the  button located next to specific lines or questions throughout the screens.

Filing a New Disclosure Document

To file a disclosure document, click on the Welcome page, or click "Filing Index" in the left-hand navigation.

The Filing Index is your default starting point and will serve as your electronic filing cabinet for documents and correspondence with NFA. It is important to note that only disclosure documents filed through this electronic DDOC System will appear in this index. First time filers through the DDOC System may not see any prior filings in the Filing Index even though they may have filed previously filed documents with NFA. Going forward, all of your submissions and correspondence from NFA will be preserved here and you will have access to it at any time.



If your firm has both CPO and CTA registrations, you will notice two tabs at the top of the Filing Index which will distinguish your CTA disclosure document filings from your CPO disclosure document filings. If your firm is registered solely as a CPO or a CTA, you will only see the tab that applies.

Note: This screen will always reflect the current status of your disclosure documents. In this example there have been no disclosure documents submitted.

1. To begin a new filing, click or at the top or bottom of the appropriate tab.

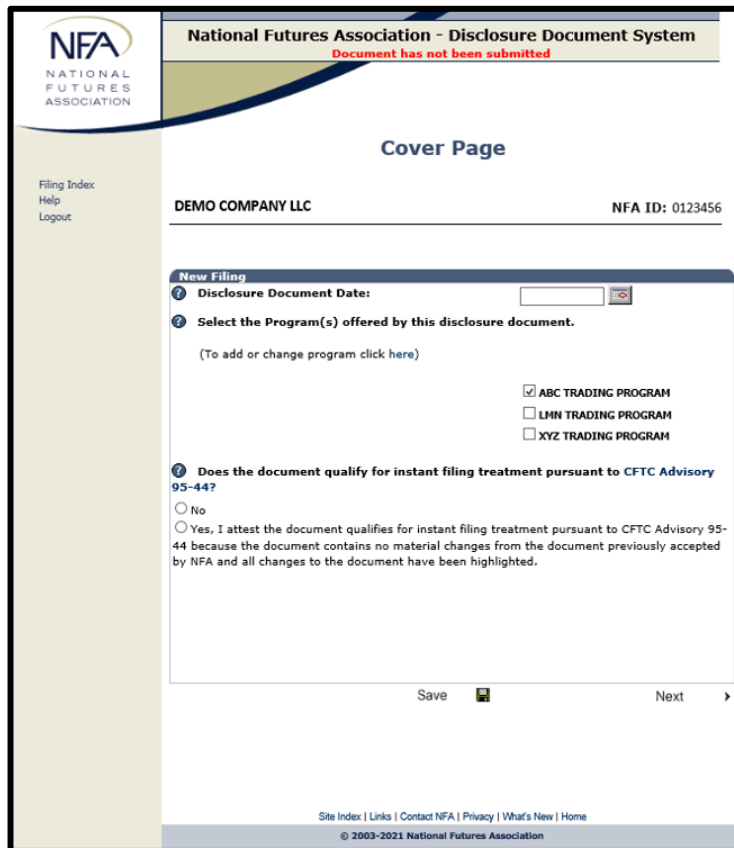
Although the screens displayed in this Guide mostly illustrate the process of filing a CTA disclosure document, the process is virtually identical for filing a CPO disclosure document.



2. Filing through the DDOC System will require that you enter certain key information from the disclosure document you are filing. It is recommended that you have a copy of the document handy before you begin the filing process. On the Cover Page, indicate the date of the document and identify the program or programs offered in it.

Cover Page



The Cover Page section requires the below information to be provided regarding the disclosure document.



The screenshot shows the 'Cover Page' of the National Futures Association - Disclosure Document System. At the top, the NFA logo is on the left, and the system name is on the right, with a red warning: 'Document has not been submitted'. Below this, the company name 'DEMO COMPANY LLC' and 'NFA ID: 0123456' are displayed. The main content area is titled 'New Filing' and contains three sections: 1) 'Disclosure Document Date:' with a text input field and a calendar icon. 2) 'Select the Program(s) offered by this disclosure document.' with a note '(To add or change program click here)' and three checkboxes: 'ABC TRADING PROGRAM' (checked), 'LMN TRADING PROGRAM', and 'XYZ TRADING PROGRAM'. 3) 'Does the document qualify for instant filing treatment pursuant to CFTC Advisory 95-44?' with radio buttons for 'No' and 'Yes, I attest the document qualifies for instant filing treatment pursuant to CFTC Advisory 95-44 because the document contains no material changes from the document previously accepted by NFA and all changes to the document have been highlighted.' At the bottom of the form are 'Save' and 'Next' buttons. A footer contains site navigation links and the copyright notice '© 2003-2021 National Futures Association'.

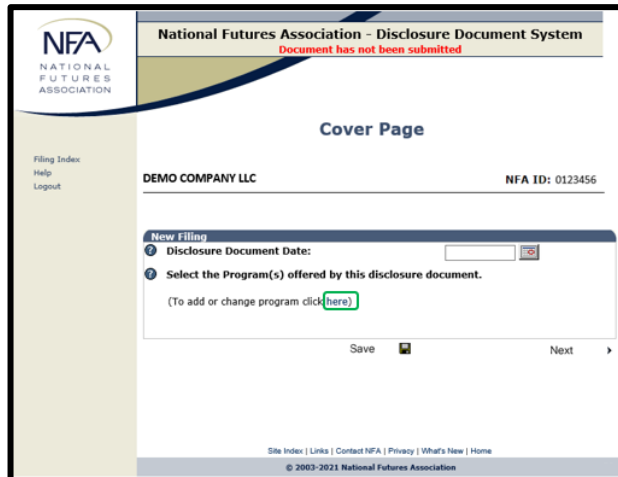
For CTAs, the DDOC System will require that you give each offered CTA trading program a discrete name (e.g., "S&P Program," "Beta Program") so NFA may track performance information and other data. See [How to Add a New CTA Program to the DDOC System](#) for details.

If you have a previously accepted disclosure document on file for the offered program(s) and meet the other requirements set forth in [CFTC Advisory 95-44](#), you can request instant filing treatment for the disclosure document. A document that qualifies for instant filing treatment will receive an expedited review. However, the firm will need to attest that the disclosure document qualifies.

Once you have entered the requested information, save the data by clicking on the **Save**  or the **Next**  buttons at the bottom of the screen. This will bring you to the Contact Information page.

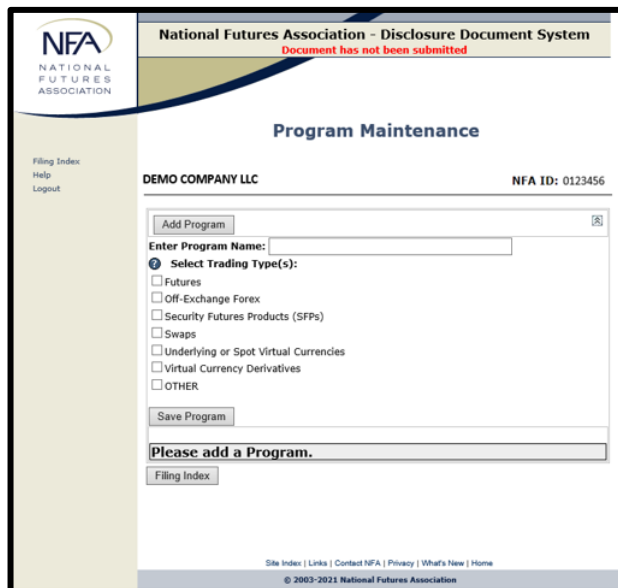
How to Add a New CTA Program

1. Enter the trading program by clicking on the link under "**Select the Program(s) offered by this disclosure document**" (see the green box below). Ensure the name entered is consistent with the name(s) of the offered programs in the disclosure document.



The screenshot shows the 'Cover Page' of the National Futures Association - Disclosure Document System. At the top, it says 'National Futures Association - Disclosure Document System' and 'Document has not been submitted'. Below this, the user is identified as 'DEMO COMPANY LLC' with 'NFA ID: 0123456'. The main heading is 'Cover Page'. On the left, there are links for 'Filing Index', 'Help', and 'Logout'. The 'New Filing' section contains a 'Disclosure Document Date' field and the instruction 'Select the Program(s) offered by this disclosure document.' Below this, a green box highlights the word 'here' in the text '(To add or change program click here)'. At the bottom of the section are 'Save' and 'Next' buttons. The footer includes 'Site Index | Links | Contact NFA | Privacy | What's New | Home' and '© 2003-2021 National Futures Association'.

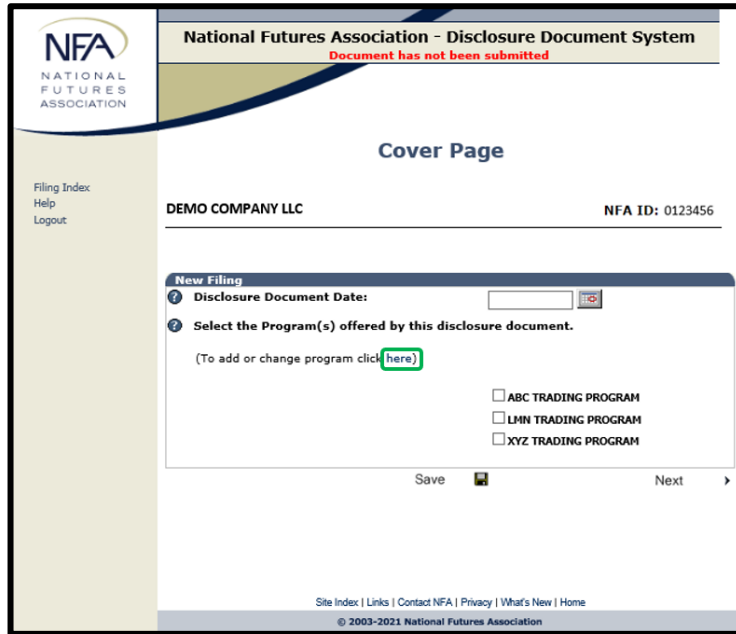
2. The Program Maintenance Page requires you to indicate the general types of products traded by the program by clicking the appropriate investment sectors/products (futures, off-exchange forex, underlying or spot virtual currencies, etc.). You will always have the ability to update this information if the program changes. See [How to Update an Existing CTA Program](#) for details.



The screenshot shows the 'Program Maintenance' page of the National Futures Association - Disclosure Document System. At the top, it says 'National Futures Association - Disclosure Document System' and 'Document has not been submitted'. Below this, the user is identified as 'DEMO COMPANY LLC' with 'NFA ID: 0123456'. The main heading is 'Program Maintenance'. On the left, there are links for 'Filing Index', 'Help', and 'Logout'. The 'Add Program' section contains an 'Add Program' button and an 'Enter Program Name:' field. Below this, the 'Select Trading Type(s):' section has several checkboxes: 'Futures', 'Off-Exchange Forex', 'Security Futures Products (SFPs)', 'Swaps', 'Underlying or Spot Virtual Currencies', 'Virtual Currency Derivatives', and 'OTHER'. At the bottom of the section is a 'Save Program' button. Below the 'Save Program' button, there is a message 'Please add a Program.' and a 'Filing Index' button. The footer includes 'Site Index | Links | Contact NFA | Privacy | What's New | Home' and '© 2003-2021 National Futures Association'.

How to Update an Existing CTA Program

1. To edit a program name, enter a program cease date, edit products traded by the program, or delete a program, click on the link under "**Select the Program(s) offered by this disclosure document**" (see the green box below).

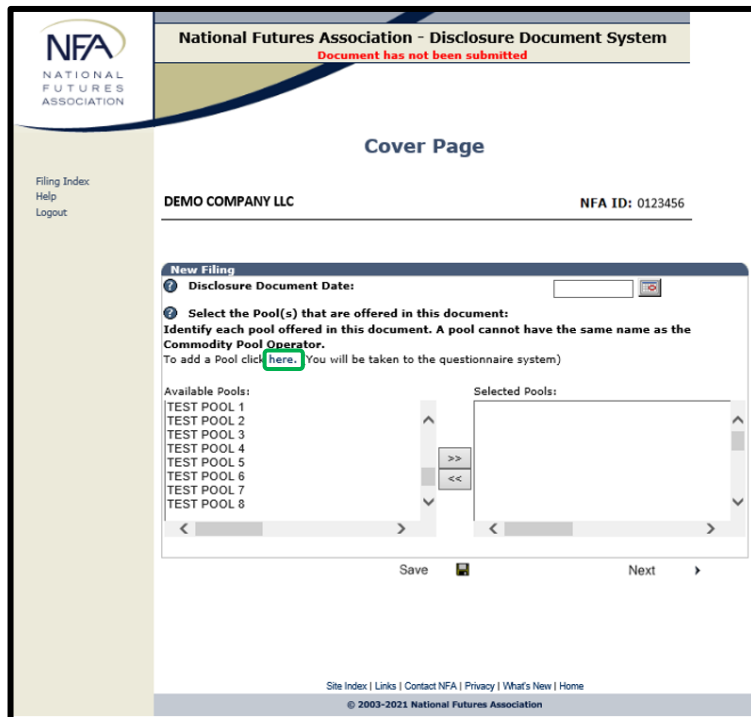


2. The Program Maintenance Page enables you to edit information about your listed programs and to add new programs.



How to Add a New Pool

1. Enter a new pool by clicking on the link under "**Select the Pool(s) that are offered in this document**" (see the green box below). Clicking this link will take you to the Annual Questionnaire System where a pool can be added. See the CPO – Pool List section of the Appendix in the [Annual Questionnaire User Guide](#) to learn how to add a pool in the system.



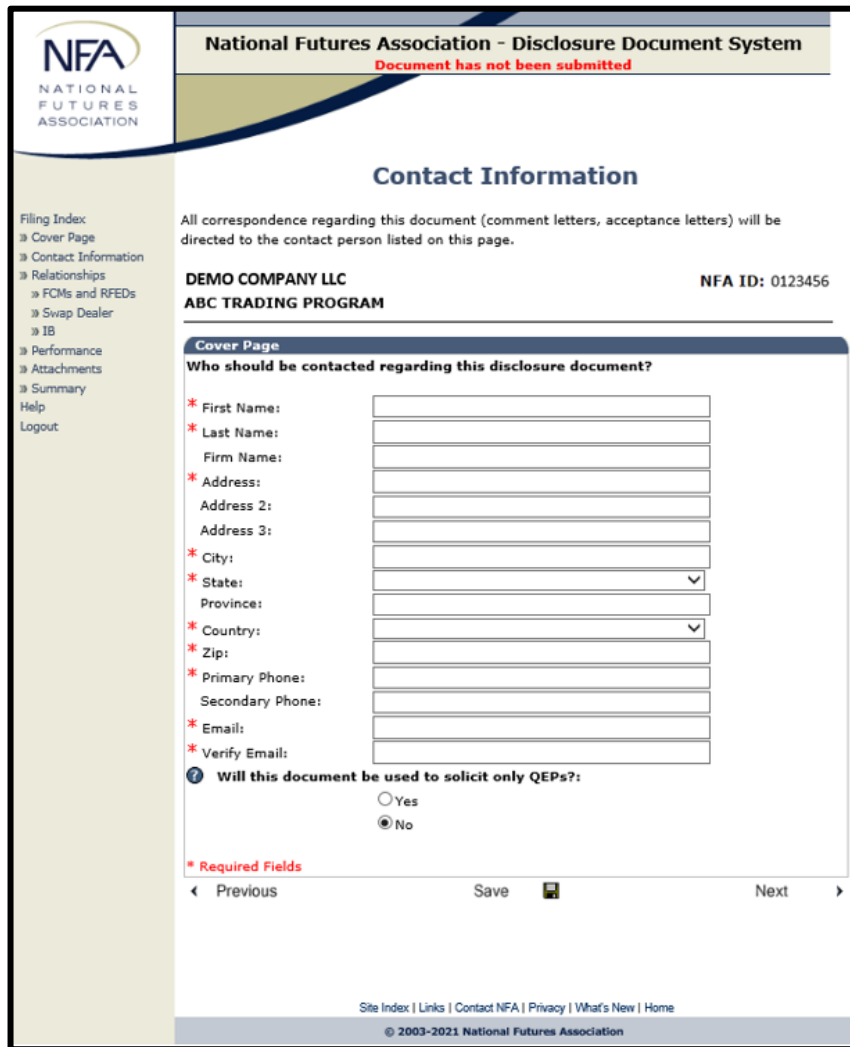
The screenshot shows the 'National Futures Association - Disclosure Document System' interface. At the top, it says 'Document has not been submitted'. The page is titled 'Cover Page' for 'DEMO COMPANY LLC' with 'NFA ID: 0123456'. A 'New Filing' section contains a 'Disclosure Document Date' field and instructions to 'Select the Pool(s) that are offered in this document'. A green box highlights the word 'here.' in the instruction 'To add a Pool click here.' Below this are two boxes: 'Available Pools' containing a list from 'TEST POOL 1' to 'TEST POOL 8', and an empty 'Selected Pools' box. Navigation buttons '>>' and '<<' are between the boxes, and 'Save' and 'Next' buttons are at the bottom.

2. After the pool has been added through the Annual Questionnaire System, it will appear in the **Available Pools** box. Select the applicable pool(s) and click **>>** to transfer the pool to the **Selected Pools** box.

Note: If the disclosure document is offering investments in pools that are Series, ensure the Umbrella is also added as a Selected Pool. Series pools are set up under an Umbrella pool and are structured with a limitation on liability among the different series; series pools are **not** separate legal entities.

Contact Information Page

On the Contact Information page you will provide contact information for the person who will receive all correspondence from NFA pertaining to the filing. You will be asked to complete this screen for every new filing so NFA has accurate contact information.



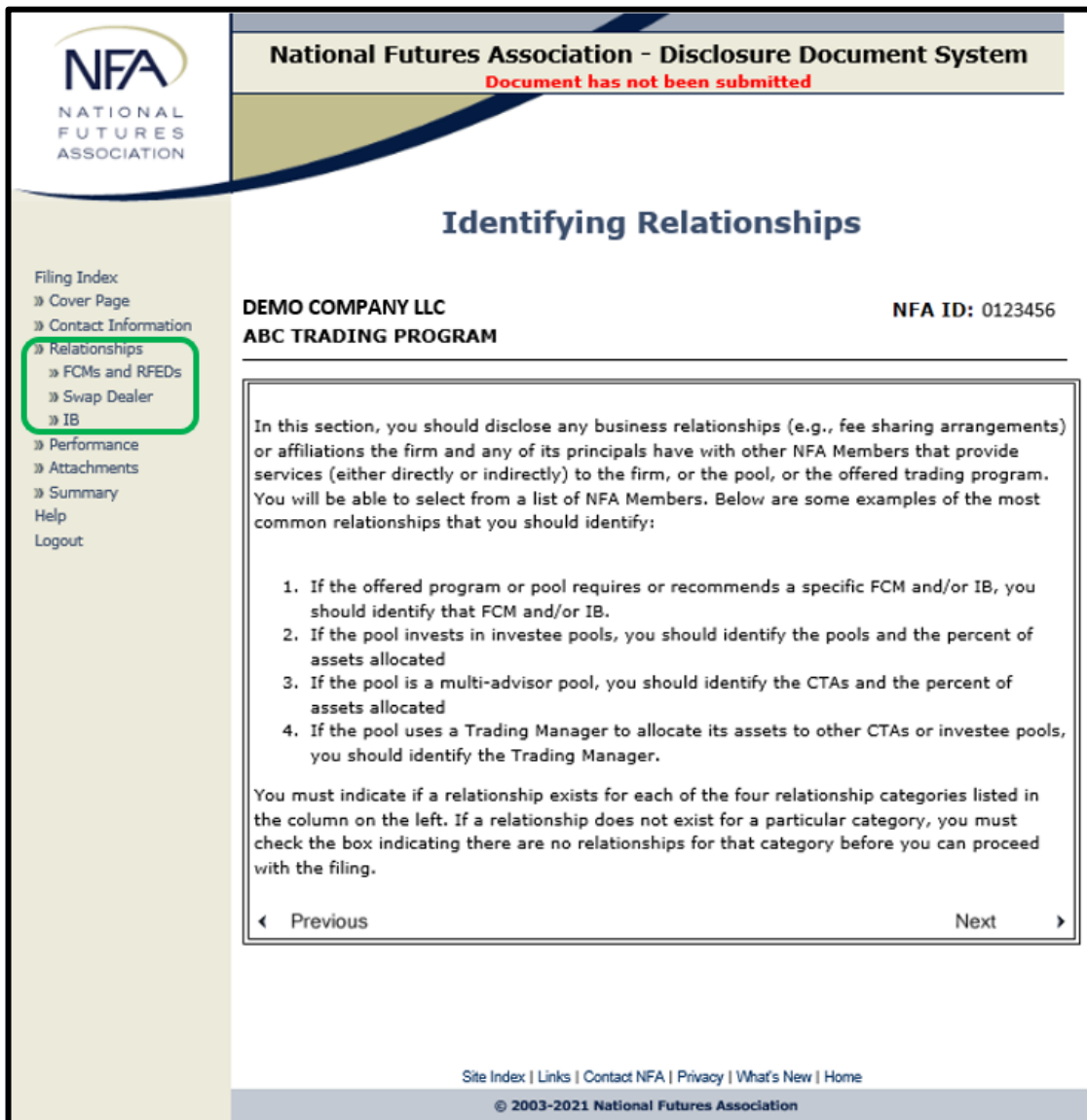
QEP Only Disclosure Documents

If the firm is filing a CTA disclosure document and the firm is a 4.7 exempt CTA, then at the bottom of the Contact Information page you will be asked whether this disclosure document will only be used to solicit Qualified Eligible Persons (QEPs). **Note:** 4.7 exempt CTAs are required to submit disclosure documents if they intend to solicit non-QEPs.

Relationships Pages

The next series of screens require that you indicate any business relationships you have with other NFA Member firms, as it pertains to the program(s) offered in the disclosure document you are filing.

The most frequent example of such a relationship is an FCM or IB that you require your customers to clear through. But this is just one example. You should indicate all relationships you have with an FCM or IB for the offered program.



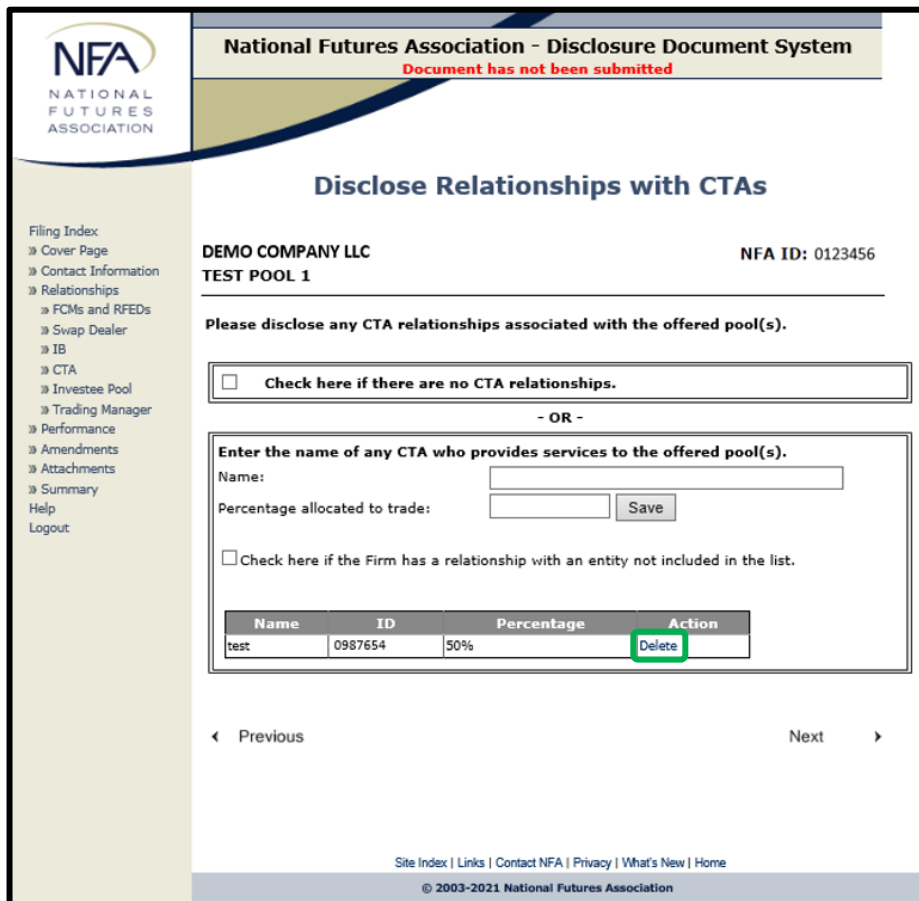
The screenshot shows the NFA Disclosure Document System interface. At the top left is the NFA logo. The main header reads "National Futures Association - Disclosure Document System" with a red warning "Document has not been submitted". The page title is "Identifying Relationships". Below this, the user information "DEMO COMPANY LLC" and "ABC TRADING PROGRAM" is displayed, along with the "NFA ID: 0123456". A left-hand navigation menu lists various sections, with "Relationships" and its sub-items "FCMs and RFEDs", "Swap Dealer", and "IB" highlighted with a green box. The main content area contains instructions on how to disclose business relationships and a list of four categories to identify: 1. FCM and/or IB, 2. Investee pools, 3. Multi-advisor pools, and 4. Trading Manager. At the bottom, there are "Previous" and "Next" navigation buttons and a footer with site index and copyright information.

CTAs, Investee Pools, and Trading Managers for Pool Disclosure Documents

Pool disclosure document filings will also be required to disclose the pool's relationships with CTAs, investee pools, and trading managers. You must indicate if a relationship exists for each of these relationship categories.

If the pool(s) have any relationships in these categories, you must indicate the name of each entity and the approximate percentage of funds that are allocated to each entity.

If a relationship does **not** exist for a particular category, you must check the box indicating there are no relationships for that category before you can proceed with the filing.



The screenshot shows the NFA Disclosure Document System interface. At the top, it says "National Futures Association - Disclosure Document System" and "Document has not been submitted". The main heading is "Disclose Relationships with CTAs". Below this, it identifies the user as "DEMO COMPANY LLC" with "NFA ID: 0123456" and the pool as "TEST POOL 1".

The instruction reads: "Please disclose any CTA relationships associated with the offered pool(s)."

There are two options for disclosure:

- Check here if there are no CTA relationships.
- OR -
- Enter the name of any CTA who provides services to the offered pool(s).

The "Enter the name..." section includes a "Name:" input field, a "Percentage allocated to trade:" input field with a "Save" button, and a checkbox: "Check here if the Firm has a relationship with an entity not included in the list."

Below this is a table with the following data:

Name	ID	Percentage	Action
test	0987654	50%	Delete

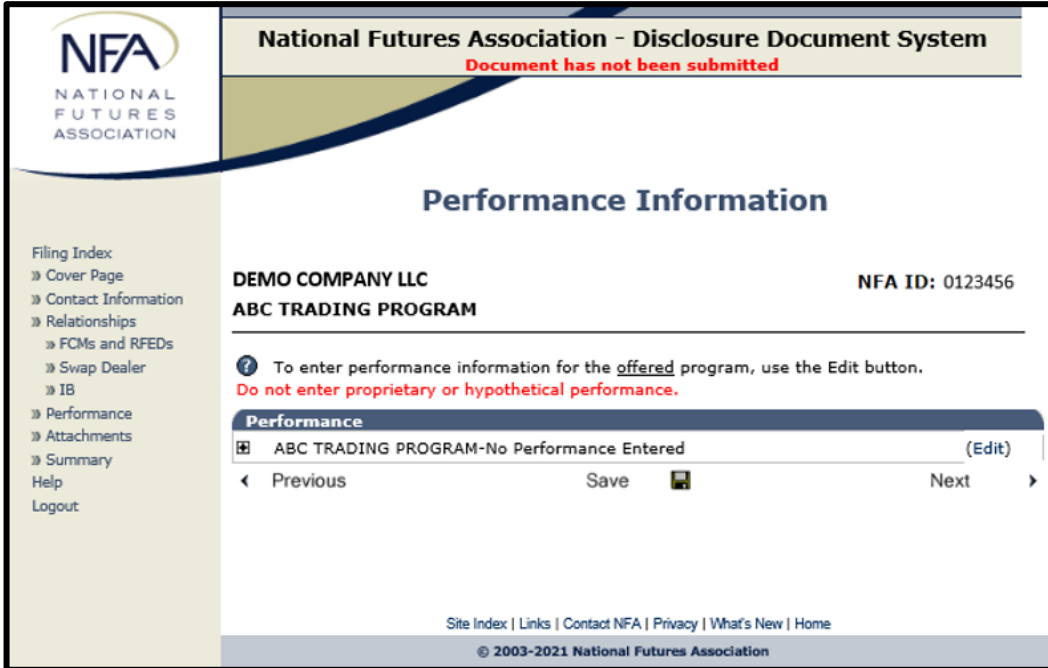
At the bottom of the form, there are "Previous" and "Next" navigation buttons. The footer contains "Site Index | Links | Contact NFA | Privacy | What's New | Home" and "© 2003-2021 National Futures Association".

To edit the percentage allocation of an existing relationship, you must "Delete" the entity and re-add it.

Performance Information Page

Next, you must provide information about the performance of the offered trading program(s).

Note: Do not add proprietary or hypothetical performance.




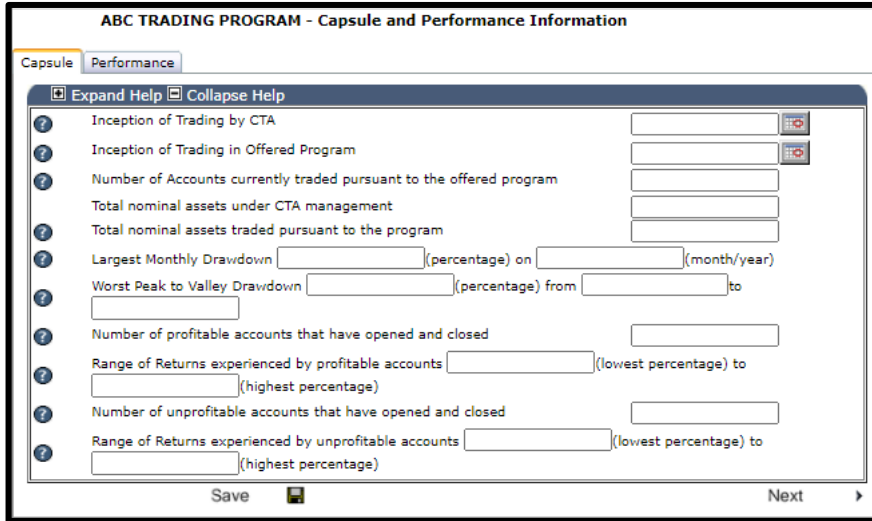
The screenshot shows the NFA Disclosure Document System interface. At the top, it says "National Futures Association - Disclosure Document System" with a red warning: "Document has not been submitted". The main heading is "Performance Information". Below this, it identifies the entity as "DEMO COMPANY LLC" with NFA ID: 0123456 and the program as "ABC TRADING PROGRAM". A help icon and text state: "To enter performance information for the offered program, use the Edit button. Do not enter proprietary or hypothetical performance." Below this is a table with one entry: "ABC TRADING PROGRAM-No Performance Entered" with an "(Edit)" link. Navigation buttons include "Previous", "Save", and "Next". The footer contains "Site Index | Links | Contact NFA | Privacy | What's New | Home" and "© 2003-2021 National Futures Association".

If the trading program is new and does not yet have performance information available, you may click on the **Next** button to continue. The system will continue to show "No Performance Entered" for this program.














If there is performance information for the offered program(s), click on **(Edit)** in order to enter the performance capsule information.

Capsule Tab




1. First, you must provide information about the trading program under the **Capsule** tab, just as it appears in your disclosure document. If you are unclear what information is being requested in any of the fields, you can access explanatory help text by clicking  to the left of any line.



The screenshot shows a web form titled "ABC TRADING PROGRAM - Capsule and Performance Information". It has two tabs: "Capsule" (selected) and "Performance". Below the tabs is a window titled "Expand Help" and "Collapse Help". The form contains the following fields:

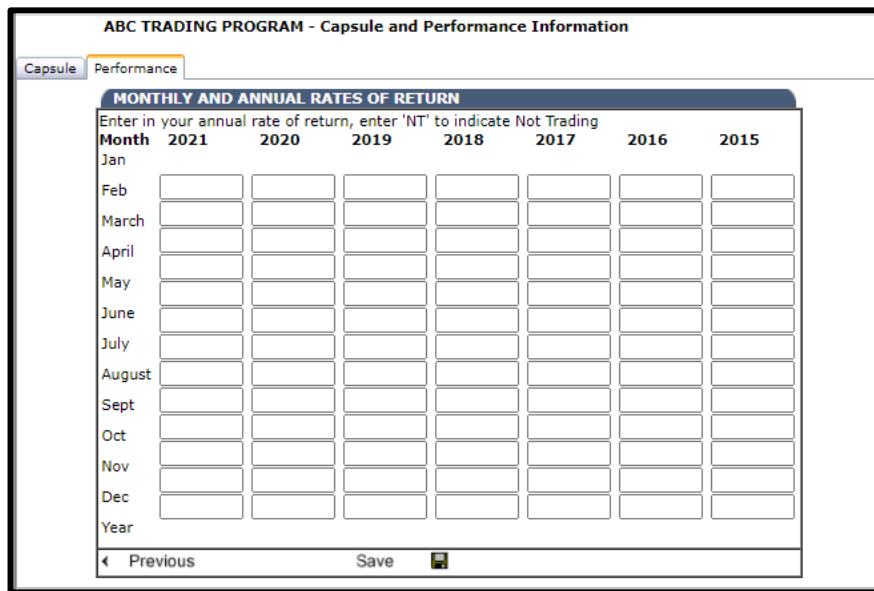
- Inception of Trading by CTA:  
- Inception of Trading in Offered Program:  
- Number of Accounts currently traded pursuant to the offered program: 
- Total nominal assets under CTA management: 
- Total nominal assets traded pursuant to the program: 
- Largest Monthly Drawdown (percentage) on (month/year) 
- Worst Peak to Valley Drawdown (percentage) from to 
- Number of profitable accounts that have opened and closed: 
- Range of Returns experienced by profitable accounts (lowest percentage) to (highest percentage) 
- Number of unprofitable accounts that have opened and closed: 
- Range of Returns experienced by unprofitable accounts (lowest percentage) to (highest percentage) 

At the bottom of the form, there are two buttons: "Save" with a floppy disk icon and "Next" with a right-pointing arrow.

2. Once you have entered the requested information, save the data by clicking on the **Save**  or **Next**  buttons at the bottom of the screen. Click **Next**  to proceed to the **Performance** tab.

Performance Tab

1. On the **Performance** tab you must enter performance data information for the offered program.



MONTHLY AND ANNUAL RATES OF RETURN							
Enter in your annual rate of return, enter 'NT' to indicate Not Trading							
Month	2021	2020	2019	2018	2017	2016	2015
Jan							
Feb							
March							
April							
May							
June							
July							
August							
Sept							
Oct							
Nov							
Dec							
Year							

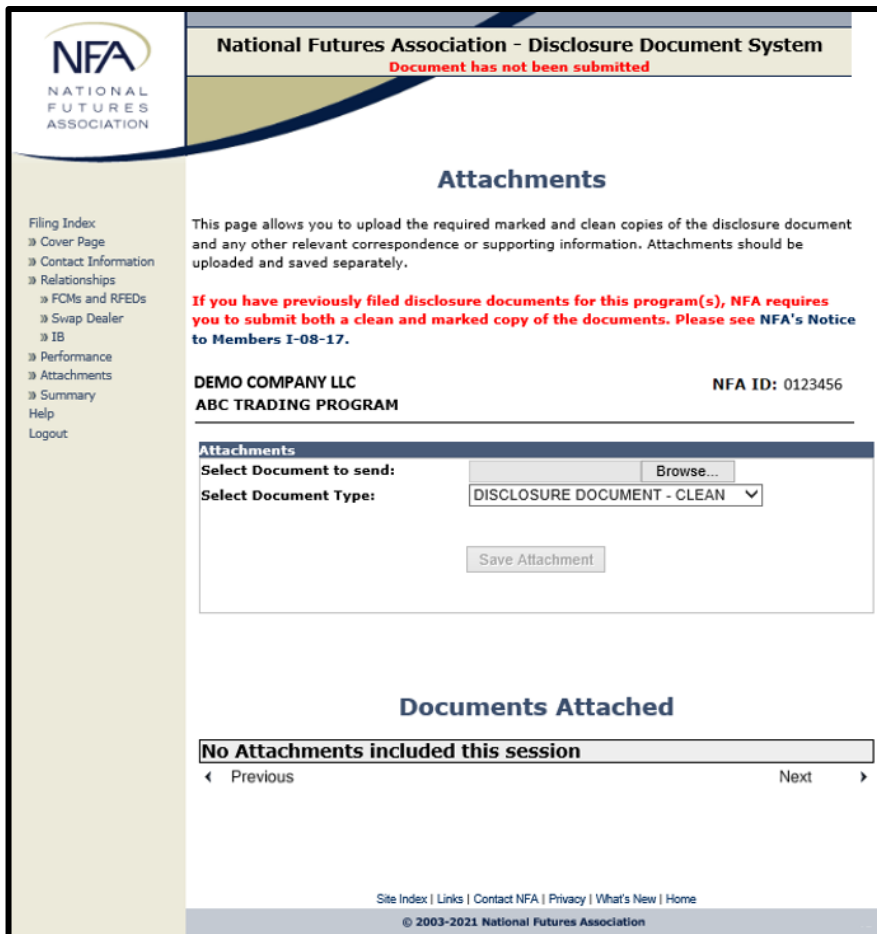
2. Monthly and annual rates of return should be entered here for the offered program only and should be entered just as they appear in your disclosure document. Required performance data only needs to be entered for the last five calendar years and the current year-to-date, even if the disclosure document includes supplemental performance which is more than five years old.

If the offered program has been trading for less than five years, just enter performance for the months that apply. However, if there was no trading in any month **after** the program started, you will need to indicate those months by entering "NT" for "no trading" into the applicable boxes.

Attachments Page

This is where you will upload your disclosure document and any other files you want NFA to review. Just browse your computer to attach Word or pdf files, one at a time.

If you're filing a subsequent disclosure document or a revision, remember that pursuant to [NFA Notice I-08-17](#), you're required to include both a "marked" version of the disclosure document which clearly indicates all additions and deletions, and a "clean" copy of the disclosure document in which all your changes are incorporated.



NFA
NATIONAL FUTURES ASSOCIATION

National Futures Association - Disclosure Document System
Document has not been submitted

Attachments

This page allows you to upload the required marked and clean copies of the disclosure document and any other relevant correspondence or supporting information. Attachments should be uploaded and saved separately.

If you have previously filed disclosure documents for this program(s), NFA requires you to submit both a clean and marked copy of the documents. Please see NFA's Notice to Members I-08-17.

DEMO COMPANY LLC NFA ID: 0123456
ABC TRADING PROGRAM

Attachments

Select Document to send: Browse...

Select Document Type: DISCLOSURE DOCUMENT - CLEAN

Documents Attached

No Attachments included this session


< Previous Next >

Site Index | Links | Contact NFA | Privacy | What's New | Home
© 2003-2021 National Futures Association

Use the dropdown menu to identify each file that you attach – for example, "DISCLOSURE DOCUMENT – CLEAN" or "COVER PAGE," then click , you'll see a list of documents you've successfully attached. If you accidentally attach the wrong file, you can simply click "Delete" to remove it, and then you can upload another file.

Summary Page

The final screen is the Summary page. All sections that you've completed will be identified with a **✓** on the right; any section which has not yet been completed is denoted by a **X**. You will not have the option to submit the disclosure document to NFA until all the sections have been completed. Take this opportunity to briefly review the summary information for accuracy.



National Futures Association - Disclosure Document System

Document has not been submitted

Disclosure Document Submission - Summary

Review the summary below to ensure that the information is correct before submitting the filing. You will not be allowed to submit your filing unless all sections are checked (✓).

DEMO COMPANY LLC

NFA ID: 0123456

Summary

Document Date:	5/1/2021	(Edit) ✓
Programs:		(Edit) ✓
ABC TRADING PROGRAM		
Performance:		(Edit) ✓
<input checked="" type="checkbox"/> ABC TRADING PROGRAM-No Performance Entered		
Will this document be used to solicit only QEPs?:	No	(Edit) ✓
FCM Relationships:	No FCM relationships	(Edit) ✓
Swap Dealer Relationships:	No Swap Dealer relationships	(Edit) ✓
IB Relationships:	No IB relationships	(Edit) ✓
Contact Information:	Individual A 123 Main Street SUITE A Somewhere AK 99999 US 555-555-5555 MAIL@DemoCompany.com	(Edit) ✓
Attachments:		(Edit) X

Site Index | Links | Contact NFA | Privacy | What's New | Home

© 2003-2021 National Futures Association

- Filing Index
- » Cover Page
- » Contact Information
- » Relationships
 - » FCMs and RFEDs
 - » Swap Dealer
 - » IB
- » Performance
- » Attachments
- » Summary
- Help
- Logout


If anything needs to be changed, you can simply click [\(Edit\)](#) to navigate directly to that section, or you can use the menu on the left-hand side.

Revised October 5, 2021 | Page 18



Electronic Disclosure Document Filing System User Guide

Once all sections are complete (designated by ✓), a [Submit To NFA](#) button will appear at the bottom of the screen. Click on this button to complete your filing.



National Futures Association - Disclosure Document System
Document has not been submitted

Disclosure Document Submission - Summary

Review the summary below to ensure that the information is correct before submitting the filing. You will not be allowed to submit your filing unless all sections are checked (✓).

DEMO COMPANY LLC **NFA ID: 0123456**
ABC TRADING PROGRAM

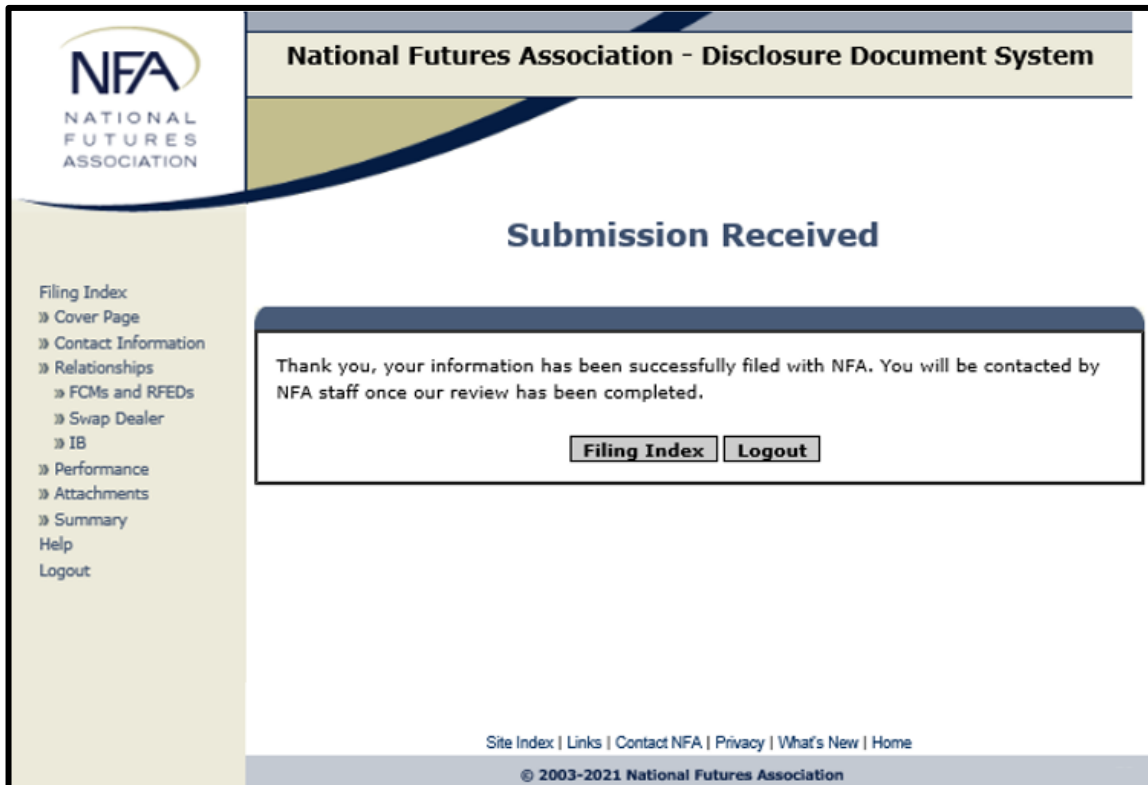
Summary	
Document Date:	5/1/2021 (Edit) ✓
Programs:	(Edit) ✓
ABC TRADING PROGRAM	
Performance:	(Edit) ✓
<input checked="" type="checkbox"/> ABC TRADING PROGRAM-No Performance Entered	
Will this document be used to solicit only QEPs?:	No (Edit) ✓
FCM Relationships:	No FCM relationships (Edit) ✓
Swap Dealer	No Swap Dealer relationships (Edit) ✓
Relationships:	
IB Relationships:	No IB relationships (Edit) ✓
Contact Information:	(Edit) ✓
Individual A 123 Main Street SUITE A Somewhere AK 99999 US 555-555-5555 MAIL@DemoCompany.com	
Attachments:	(Edit) ✓
ABC Trading - Marked.pdf(DISCLOSURE DOCUMENT - MARKED) ABC Trading - Clean.pdf(DISCLOSURE DOCUMENT - CLEAN)	

[Submit To NFA](#)

Site Index | Links | Contact NFA | Privacy | What's New | Home

© 2003-2021 National Futures Association

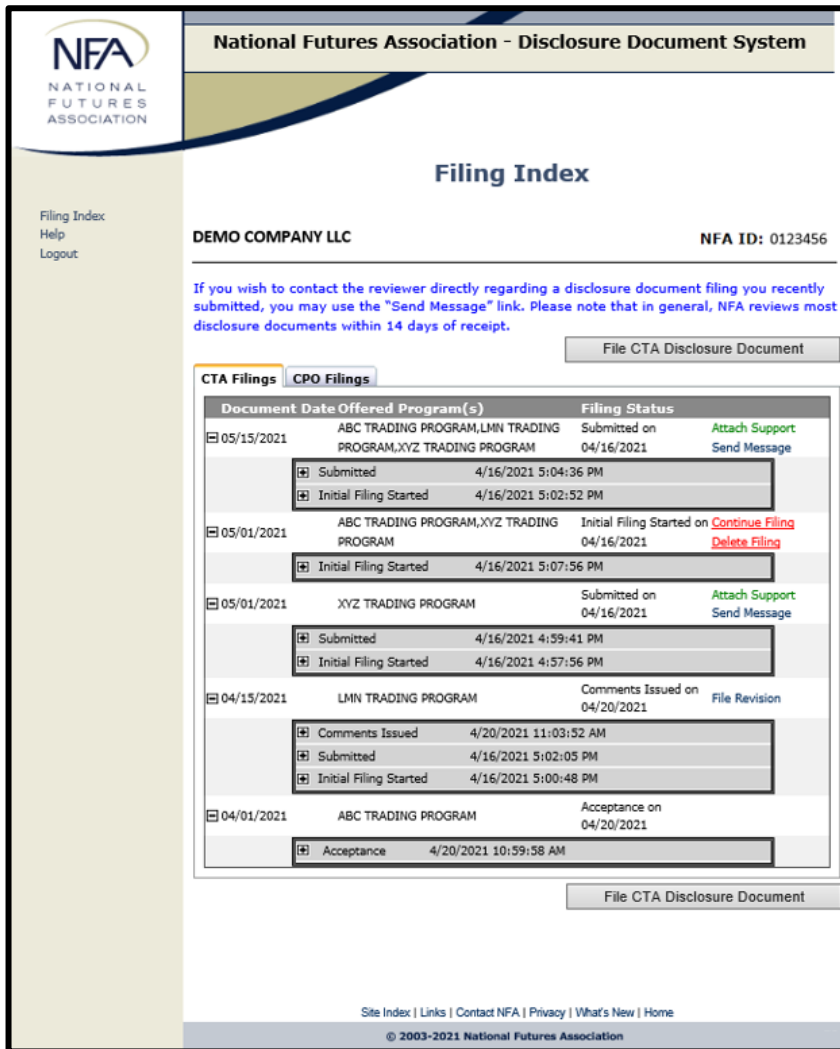
Upon completing the filing process, you will see a confirmation on your screen that the filing has been successfully submitted. Also, the next time you view the Filing Index, you will see the disclosure document you just filed.



NFA will contact the person you designated when our review is completed or if there are any questions during the review process. Although review times may vary depending on the type of the filing, the size of the disclosure document, and the volume of disclosure documents being reviewed at any given time, NFA generally will review your disclosure document within 14 days from the time you submit it. When a comment or acceptance letter is ready, it will automatically be posted in the Filing Index and an email will be sent to the contact person for the filing informing them the letter is now available in the DDOC System.

Filing a Revision and Responding to Comments

After you have filed a disclosure document through the DDOC System, it will appear in the Filing Index. Here is an example of a Filing Index with several disclosure documents in different review stages. All disclosure documents will have a current filing status.



National Futures Association - Disclosure Document System

Filing Index

DEMO COMPANY LLC NFA ID: 0123456

If you wish to contact the reviewer directly regarding a disclosure document filing you recently submitted, you may use the "Send Message" link. Please note that in general, NFA reviews most disclosure documents within 14 days of receipt.

[File CTA Disclosure Document](#)

Document Date Offered	Program(s)	Filing Status
05/15/2021	ABC TRADING PROGRAM, LMN TRADING PROGRAM, XYZ TRADING PROGRAM	Submitted on 04/16/2021 Attach Support Send Message
<ul style="list-style-type: none"> Submitted 4/16/2021 5:04:36 PM Initial Filing Started 4/16/2021 5:02:52 PM 		
05/01/2021	ABC TRADING PROGRAM, XYZ TRADING PROGRAM	Initial Filing Started on 04/16/2021 Continue Filing Delete Filing
<ul style="list-style-type: none"> Initial Filing Started 4/16/2021 5:07:56 PM 		
05/01/2021	XYZ TRADING PROGRAM	Submitted on 04/16/2021 Attach Support Send Message
<ul style="list-style-type: none"> Submitted 4/16/2021 4:59:41 PM Initial Filing Started 4/16/2021 4:57:56 PM 		
04/15/2021	LMN TRADING PROGRAM	Comments Issued on 04/20/2021 File Revision
<ul style="list-style-type: none"> Comments Issued 4/20/2021 11:03:52 AM Submitted 4/16/2021 5:02:05 PM Initial Filing Started 4/16/2021 5:00:48 PM 		
04/01/2021	ABC TRADING PROGRAM	Acceptance on 04/20/2021
<ul style="list-style-type: none"> Acceptance 4/20/2021 10:59:58 AM 		

[File CTA Disclosure Document](#)

[Site Index](#) | [Links](#) | [Contact NFA](#) | [Privacy](#) | [What's New](#) | [Home](#)
 © 2003-2021 National Futures Association

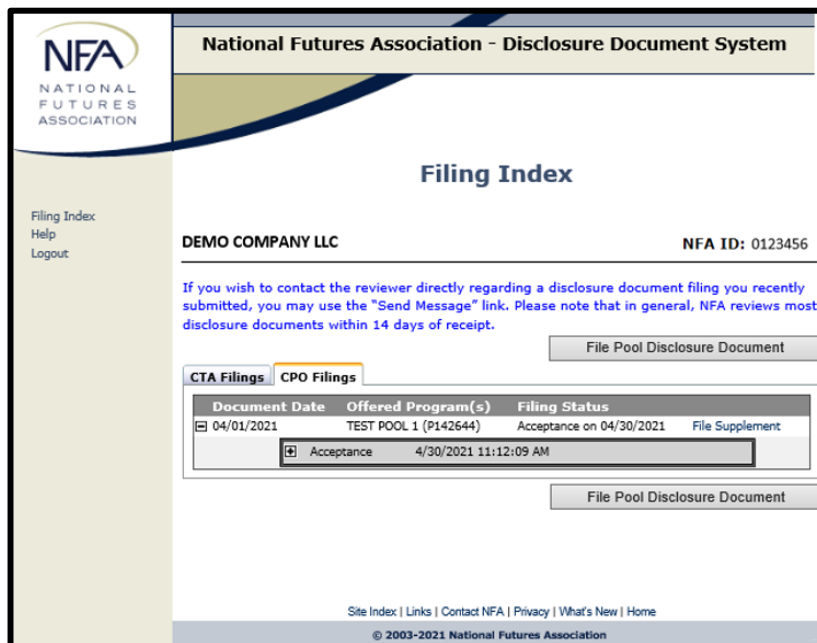
The system will display the disclosure documents with the most recent document date first.

- The first disclosure document is dated May 15, 2021, which has been submitted and is currently under review. Here the filer can click "[Send Message](#)" to the reviewer or click "[Attach Support](#)" to attach additional support for the filing.

- The second disclosure document is dated May 1, 2021, but the filing process has not been completed as indicated by the "[Continue Filing](#)" message. You may resume the submission process by clicking on "[Continue Filing](#)." The DDOC System will then take you to the Summary page where you can see what's left to be completed.
- A comment letter was issued for the fourth disclosure document in this list. Now, the filer will have the option to submit a revision for that Document by clicking "[File Revision](#)." Again, the DDOC System will take you to the Summary page. From this page, you can enter new information about the disclosure document, revise information previously provided to NFA, and upload the revised filing.
- The final submission, dated April 1, 2021, is a disclosure document that was accepted. Once a CTA disclosure document has been accepted, the filer can't make any changes to this disclosure document.

How to File a Supplement for a Pool Disclosure Document

Once a pool disclosure document has been accepted, you may click "[File Supplement](#)", which serves as an addendum to the accepted pool disclosure document. Supplements must be provided with the accepted disclosure document and are **not** stand-alone disclosure documents.



The screenshot shows the "Filing Index" page for "DEMO COMPANY LLC" with NFA ID: 0123456. The page includes a sidebar with "Filing Index", "Help", and "Logout". A message states: "If you wish to contact the reviewer directly regarding a disclosure document filing you recently submitted, you may use the 'Send Message' link. Please note that in general, NFA reviews most disclosure documents within 14 days of receipt." There are two "File Pool Disclosure Document" buttons. A table shows the filing status for "TEST POOL 1 (P142644)" on 04/01/2021, with a status of "Acceptance on 04/30/2021" and a "File Supplement" link. A detailed view shows "Acceptance" on 4/30/2021 at 11:12:09 AM. The footer contains "Site Index | Links | Contact NFA | Privacy | What's New | Home" and "© 2003-2021 National Futures Association".