



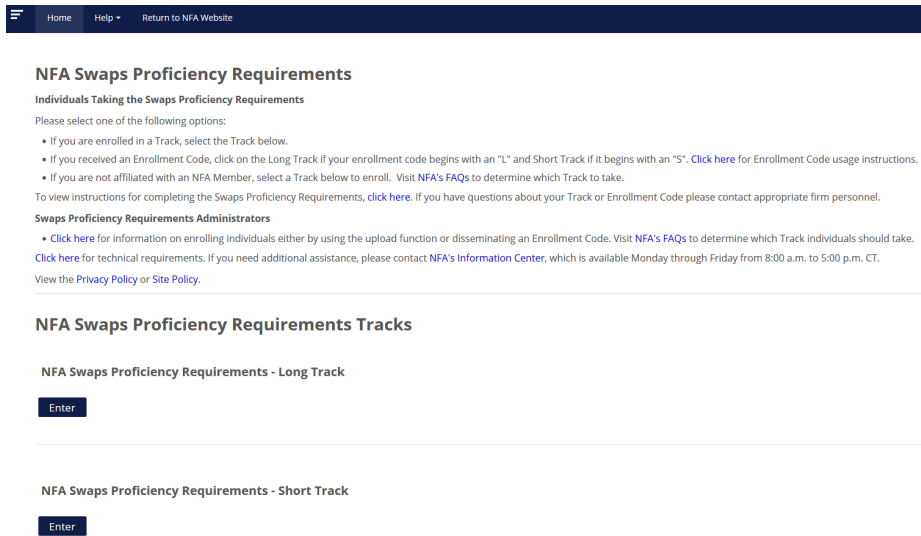
NFA Swaps Proficiency Requirements

How to Enroll Using an Enrollment Code

If your firm has given you an enrollment code to enroll in NFA's Swaps Proficiency Requirements, please follow the instructions below. If you have questions, please contact information@nfa.futures.org.

1. From the NFA's Swaps Proficiency Requirements System (<https://nfa-swaps-proficiency-requirements.moonami.com>) landing page, click "Create new account" to enroll.

2. Agree to the site and privacy policies. Then, you will be taken to the New Account page. Complete the required fields (marked with an asterisk) to open your account. You will receive an account confirmation via email.




3. Once your account has been created, you will see both the Long and Short Track from the home page of the NFA Swaps Proficiency Requirements System.

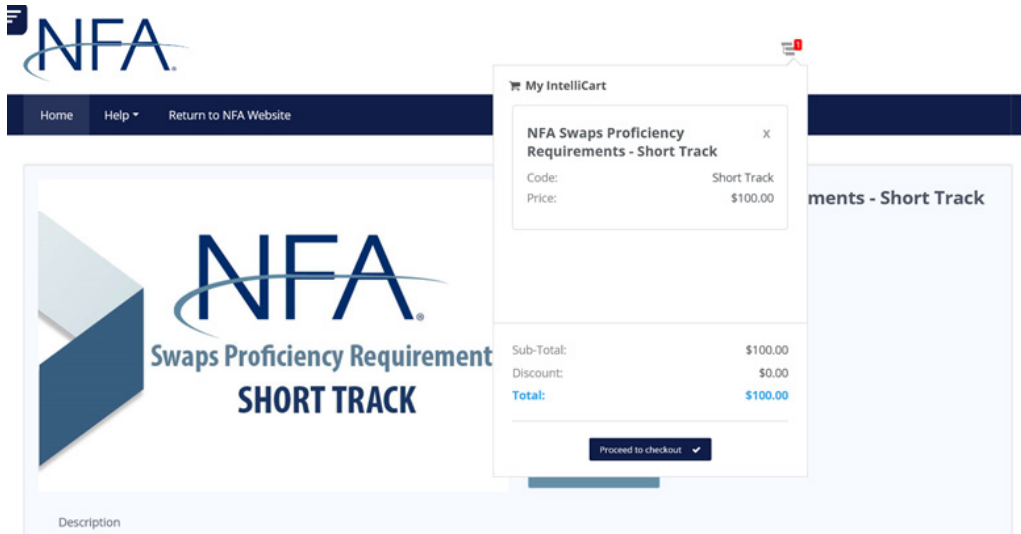
NFA Swaps Proficiency Requirements - Short Track

Enter

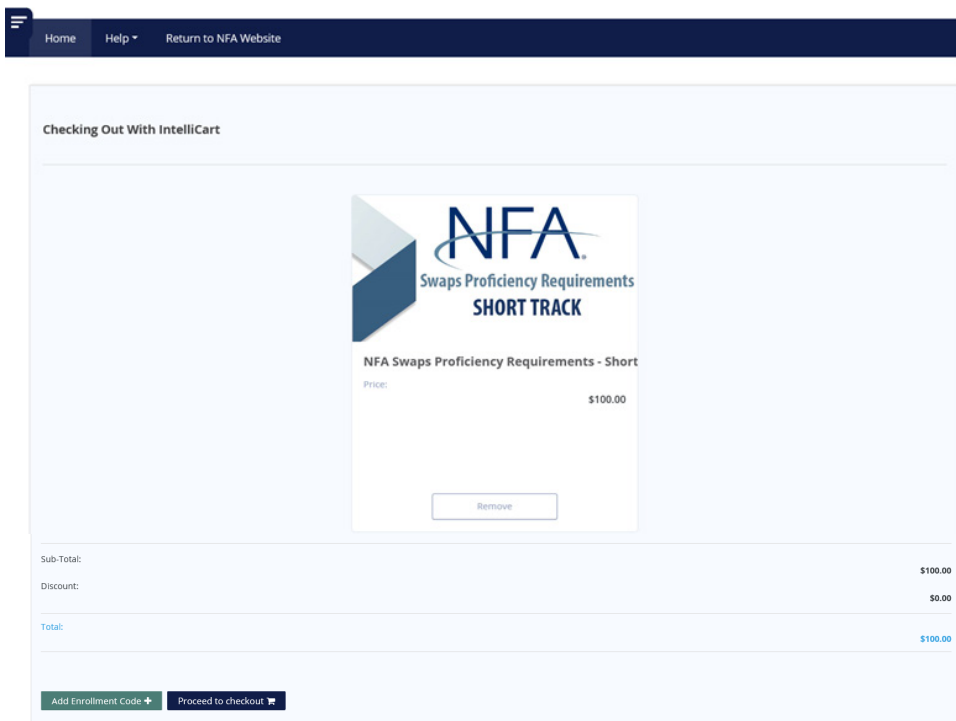
4. Click “Enter” below the Track for which you are enrolling. Note: Your Enrollment Code only works for the Track that your firm’s Swaps Proficiency Requirements Administrator has assigned to you and is unique to your firm. If you have questions on your assigned track, contact you firm’s Swaps Proficiency Requirements Administrator.



5. You will be taken to a payment portal. Click “Add to Cart”.



6. You will see a red badge indicating you have one item in your cart in the top-right of the screen. Click the badge to expand your cart. Then click “Proceed to checkout”.



7. You’ll be directed to a page named “Checking Out With IntelliCart”. Scroll to the bottom of this page and click “Add Enrollment Code”. Then enter the Enrollment Code provided by your firm’s NFA Swaps Proficiency Requirements Administrator. Click “Apply”.

Remove	
Sub-Total:	\$100.00
Discount:	\$100.00
Total:	\$0.00
Enrollment Codes	524-822-842-EUR ✕
Add Enrollment Code + Proceed to checkout 🛒	

8. If you entered the Enrollment Code correctly, you will see it next to Enrollment Codes and your total cost will be \$0.00. Click "Proceed to checkout".

9. Click "Process Payment" on the Payment Methods screen.

NFA Swaps Proficiency Requirements

Individuals Taking the Swaps Proficiency Requirements

Please select one of the following options:

- If you are enrolled in a Track, select the Track below.
- If you received an Enrollment Code, click on the Long Track if your enrollment code begins with an "L" and Short Track if it begins with an "S". [Click here](#) for Enrollment Code usage instructions.
- If you are not affiliated with an NFA Member, select a Track below to enroll. Visit [NFA's FAQs](#) to determine which Track to take.

To view instructions for completing the Swaps Proficiency Requirements, [click here](#). If you have questions about your Track or Enrollment Code please contact appropriate firm personnel.

Swaps Proficiency Requirements Administrators

- [Click here](#) for information on enrolling Individuals either by using the upload function or disseminating an Enrollment Code. Visit [NFA's FAQs](#) to determine which Track individuals should take.

[Click here](#) for technical requirements. If you need additional assistance, please contact [NFA's Information Center](#), which is available Monday through Friday from 8:00 a.m. to 5:00 p.m. CT.

[View the Privacy Policy or Site Policy.](#)

10. You will see a message that you have been enrolled in NFA's Swaps Proficiency Requirements. You may access your enrolled Track from the home page under Enrolled Track or by using the link in the left navigation menu.